



TV Guide



TV programs – how often have you looked at a TV guide and “there’s nothing showing that interests me”? In this assignment, you’ll create your own dream TV evening. Produce:

1. Programs for your choice of any 10 channels;
2. Listings for a 3-hour period (split into 30 minutes): say, 7pm – 10pm

Titan TV Listings



1. Put your name in a one-line header, and insert a border around the page (remember to go through Options>Measure from Text>Uncheck Header and Footer).
2. Go to [Titan TV Listings](#), click on Change My Location, input your zip code and click **GO**. Choose Digital Cable San Jose to get the listings.
3. Take a screen shot of the TV guide’s logo at the top of the page, like you see in the example above.

a. **Ctrl S** for screenshot **OR** Insert > **ScreenShot** > **Screen Clipping**

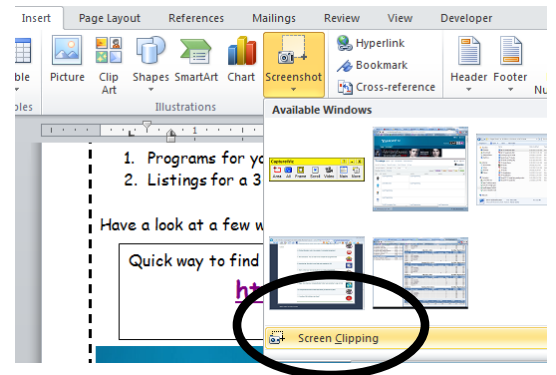
4. Insert a table (Insert>Table>Insert Table) – 7 x 11:

- a. Type **Channel** in the top left cell, and the times in the cells along the top line
- b. Type your 10 channel names down the first column.
- c. Then Type your chosen programs in the rest of the table.

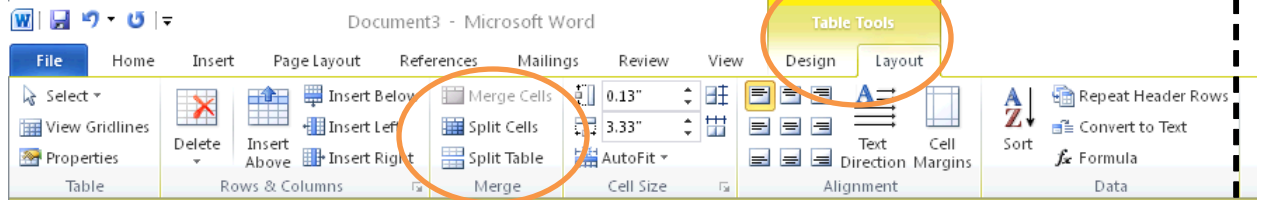
3. Go to www.google.com and click on **Images**.

- a. Search for your channel’s logo (e.g. MTV LOGO) and copy it.

- b. Return to your document. Click in the channel name’s cell and paste in your image – resize appropriately. **NO NEED TO WRAP IT**



- c. Repeat this for each of the 10 channels' logo.
- 4. Give me an example of at least 5 merged cells: Look at the example on page 3, and focus on the SciFi Channel. See the Star Trek movie at 8pm??? The words are in one cell, and the cell has been merged to fit over 8 - 9:30. Here's how:
 - a. Highlight the cells that show how long you want the program to play
 - b. **Table Tools>Layout>Merge cells.** Here's an example:

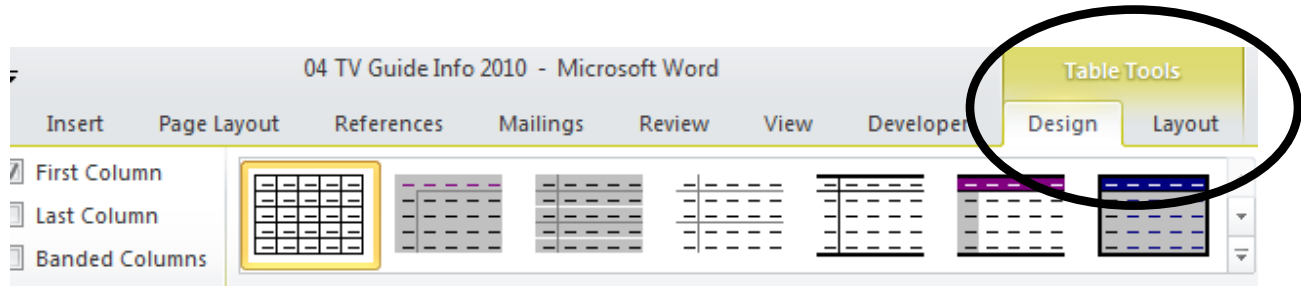


SCIFI 21	Star Trek	Star Trek	MOVIE: Star Trek IV ****
----------	-----------	-----------	--------------------------

↑ Regular sized cells ↑

↑ Merged Cell - over 3 cells ↑

- 5. When you've done all this, put an autoformat on your table:
 - a. Highlight all the cells in your table.
 - b. Then click on **Table Tools>Design**
 - c. Scroll through the options until you find one that you like and apply it.



Channel	7:00 P.M.	7:30 P.M.	8:00 P.M.	8:30 P.M.	9:00 P.M.	9:30 P.M.
	Futurerama	King of the Hill	Simpsons	Malcom in the Middle	Futurerama	Simpsons
	Friends	Sienfeld	The Suite Life	Friends	MOVIE : The Rock ****	
	Evangelion Genesis 0:1	Evangelion Genesis 0:4	Evangelion Genesis 0:9	Evangelion Genesis 0:10	MOVIE: End of Evangelion ****	
 Cartoon Net	Simpsons	Friends	Simpsons	Friends	Simpsons	Friends
	All Rock Videos!	Hanna Montana	How to kill annoying VJ's	30 Minutes on why Teen Pop Bites!	Total Request Live : Rock only	30 Minutes on why Rap Sucks
	Star Trek	Star Trek	MOVIE: District 9 ****			
	Gundam Wing	Dragon Ball Z	Tenchi Muyo	Reboot	Transformers	Dragon Ball Z
	MOVIE: Ghostbusters ****		Win Ben Stien's Money	South Park	Saturday Night Live	
	Boy Meets World		Lizzie McGwire		Movie: Horse Sense	
	MOVIE: Men in Black ***			MOVIE: Terminator 2 ****		

YAHOO! TV

- TV Home
- Shows
- News
- Photos
- Videos
- TV Listings

- Full Episodes
- Tonight's Picks
- Primetime in No Time
- Daytime in No Time
- Blog
- What's So Funny?

ALSO ON YAHOO!

- Entertainment
- Kids
- Buy Movie Tickets
- Yahoo!
- Finance
- Lifestyles
- Set my TiVo
- My Yahoo!
- Food
- Movies
- Check Stocks
- Mail
- Games
- Music
- Sports
- Messenger
- omg!